

STUDENT'S BOOK WITHOUT KEY

WITH APP & DIGITAL STUDENT'S BOOK



READY FOR

FIONA AISH
ETHAN MANSUR
JO TOMLINSON
with **ROY NORRIS**

 macmillan
education

B1
PRELIMINARY

STUDENT'S BOOK WITHOUT KEY
WITH APP & DIGITAL STUDENT'S BOOK



READY FOR

FIONA AISH
ETHAN MANSUR
JO TOMLINSON
with **ROY NORRIS**



macmillan
education

B1
PRELIMINARY

CONTENTS

	Language focus	Vocabulary	Pronunciation
1 IN STYLE page 1	Present simple and present continuous Adverbs of frequency	Clothing Prepositions of time	/ɒ/, /uː/ and /ʌ/
2 TAKING IT EASY page 15	Past simple and <i>used to</i> Past simple and past continuous	-ed and -ing adjectives Leisure activities	-ed endings: /t/, /d/ and /ɪd/
3 YOU ARE WHAT YOU EAT page 29	Countable and uncountable nouns Articles	Containers and amounts Food	/w/, /h/, /v/ and /z/
4 WHAT'S ON page 43	Present perfect simple Present perfect simple and past simple	Live entertainment Social media	Suffixes -sion and -tion
READY FOR READING page 57			
5 THE GREAT OUTDOORS page 67	Present perfect continuous Relative clauses	Nature Environmental issues	Intonation in questions
6 AWAY WE GO page 81	Comparatives and superlatives Future forms <i>So, such, too and enough</i>	Adjectives Travel compound nouns	Word stress
7 WORK LIFE page 95	<i>Will, may and might</i> Zero and first conditional	Jobs Work life	/ɪ/ and /iː/
READY FOR LISTENING page 109			
8 GET SET, GO! page 115	Second conditional Modals of permission, advice, obligation and prohibition	Types of sports Sports collocations	Silent letters
9 LIFELONG LEARNING page 129	Past perfect simple and continuous Gerunds and infinitives	Student life Different types of study	/s/, /eə/ and /tə/
10 GETTING BETTER page 143	Reported speech: statements Reported speech: questions	Health Strong and weak adjectives	Word endings
READY FOR SPEAKING page 157			
11 HOUSE AND HOME page 163	Passive <i>Have/Get</i> something done	Buildings Household objects Chores	The schwa /ə/
12 TECHNOLOGY TODAY page 177	Third conditional Future continuous	Computers and devices Changes and amounts Knowledge and invention	Connected speech: linking
READY FOR WRITING page 192			

Collocations page 191

Additional materials page 196

Ready for Grammar page 202



Reading	Writing	Listening	Speaking
Part 1 Multiple choice Part 5 Multiple-choice cloze	Part 1 Email Part 2 Article	Part 1 Multiple choice	Part 1 Interview Part 2 Extended turn
Part 2 Matching Part 6 Open cloze	Part 1 Email Part 2 Story	Part 2 Multiple choice	Part 1 Interview Part 2 Extended turn Part 4 General conversation
Part 5 Multiple-choice cloze	Part 2 Article Part 2 Story	Part 3 Gap fill	Part 1 Interview Part 2 Extended turn Part 3 Discussion
Part 4 Gapped text Part 6 Open cloze	Part 1 Email Part 2 Article	Part 4 Multiple choice	Part 1 Interview Part 2 Extended turn
Part 3 Multiple choice Part 6 Open cloze	Part 1 Email Part 2 Story	Part 2 Multiple choice Part 3 Gap fill	Part 1 Interview Part 2 Extended turn Part 4 General conversation
Part 2 Matching Part 5 Multiple-choice cloze	Part 1 Email Part 2 Article	Part 1 Multiple choice Part 4 Multiple choice	Part 1 Interview Part 2 Extended turn Part 3 Discussion
Part 3 Multiple choice Part 6 Open cloze	Part 1 Email Part 2 Story	Part 1 Multiple choice Part 3 Gap fill	Part 1 Interview Part 2 Extended turn Part 3 Discussion Part 4 General conversation
Part 1 Multiple choice Part 4 Gapped text Part 5 Multiple-choice cloze	Part 2 Article Part 2 Story	Part 2 Multiple choice Part 4 Multiple choice	Part 1 Interview Part 2 Extended turn
Part 1 Multiple choice Part 6 Open cloze	Part 1 Email Part 2 Story	Part 1 Multiple choice Part 4 Multiple choice	Part 1 Interview Part 2 Extended turn Part 3 Discussion Part 4 General conversation
Part 3 Multiple choice Part 6 Open cloze	Part 1 Email Part 2 Article	Part 3 Gap fill Part 4 Multiple choice	Part 1 Interview Part 2 Extended turn
Part 2 Matching Part 5 Multiple-choice cloze	Part 1 Email Part 2 Article	Part 1 Multiple choice Part 2 Multiple choice	Part 1 Interview Part 2 Extended turn Part 4 General conversation
Part 4 Gapped text Part 5 Multiple-choice cloze	Part 2 Article Part 2 Story	Part 2 Multiple choice Part 3 Gap fill	Part 1 Interview Part 2 Extended turn

INTRODUCTION

Welcome to *Ready for B1 Preliminary*, a course designed to help you prepare for *Cambridge English Qualifications: B1 Preliminary*.

In each unit of *Ready for B1 Preliminary* there are Language focus and Vocabulary sections to help you improve your English, as well as a wide range of activities designed to develop exam skills and strategies and increase your confidence.

The Pronunciation pages at the end of every unit will improve your mark on the Speaking exam by giving you practice with key features of pronunciation, such as individual sounds, word stress and intonation.

**Fiona Aish, Joanne Tomlinson,
Ethan Mansur and Roy Norris**

Overview of the Examination

Reading 45 minutes

Part	Task Type	Number of Questions	Task Format
1	Multiple choice	5	Five real-world short texts followed by multiple-choice questions with three options.
2	Matching	5	Descriptions of five people which candidates match to eight short texts on a certain topic.
3	Multiple choice	5	A text followed by multiple-choice questions with four options.
4	Gapped text	5	A text from which five sentences have been removed. Candidates match the missing sentences from a choice of eight.
5	Multiple-choice cloze	6	A text with gaps. There is a choice of four options for each gap.
6	Open cloze	6	A text with gaps which candidates must complete with one word.

Writing 45 minutes

Part	Task Type	Number of Tasks	Task Format
1	Email	1 (compulsory)	Candidates are given an email to reply to. There are some notes with information, which they must include in their writing.
2	Article or Story	2 (candidates choose one)	Candidates can choose between two tasks: an article on a particular topic; or a story which must begin with a given opening sentence.

Listening About 30 minutes

Part	Task Type	Number of Questions	Task Format
1	Multiple choice	7	Seven short monologues or conversations. For each question, candidates must choose between three images.
2	Multiple choice	6	Six short dialogues followed by multiple-choice questions with three options.
3	Gap fill	6	Candidates listen to a monologue and complete gaps in a text with words or short phrases.
4	Multiple choice	6	An interview with a single speaker. There are three options for each question.

Speaking 12–17 minutes

Part	Task Type	Time	Task Format
1	Interview	2 minutes	Candidates give personal information in response to questions from the interviewer.
2	Extended turn	3 minutes	Each candidate is given a photo, which they have to describe for about one minute.
3	Discussion	4 minutes	Candidates are given instructions and illustrations, which they first use for discussion, and then for a decision-making task.
4	General conversation	3 minutes	Students answer questions related to the topic in Part 3.

1

IN STYLE

KEY LANGUAGE

Present simple and present continuous

Adverbs of frequency

Clothing

Prepositions of time

PRONUNCIATION

/θ/, /u:/ and /ʌ/

EXAM PRACTICE

Reading Parts 1 & 5

Writing Parts 1 & 2

Listening Part 1

Speaking Parts 1 & 2



Speaking Part 1 Interview

Work with a partner. Discuss the questions.

- 1 What's your favourite colour? Why?
- 2 What clothes do you wear at the weekend?
- 3 Are you interested in fashion? Why/Why not?
- 4 How often do you go shopping?
- 5 Tell us about a clothing shop near where you live.

What to expect in the exam

- In Part 1, the examiner asks you questions about your likes/dislikes, daily routine and other personal information. The questions are simple to help you feel comfortable at the beginning of the exam.
- You only speak to the examiner in this part of the exam, not to your partner.



Speaking Part 2 Extended turn

How to go about it

- In Part 2, you describe a picture for one minute. Keep talking until the examiner stops you.
- Start with general information about the photo, e.g. how many people are in the photograph and what they are doing. Then give more specific details about the people and the place.
- Describe people's clothing. It's an easy way to demonstrate your vocabulary range.

1 Match the descriptions (1–8) to the pictures (a–d).

- 1 She is wearing jeans.
- 2 She is wearing a red tracksuit.
- 3 She is wearing leather sandals.
- 4 She is wearing a colourful blouse.
- 5 She is wearing a black jacket.
- 6 She is wearing red shorts.
- 7 She is wearing a black skirt.
- 8 She is wearing a light blue sweater.

2 **SPEAK** Work in pairs. Look at the photographs. They show people spending time together. Describe the people's clothing using words from the boxes.

black blue brown gold green grey orange yellow

boots coat hat shirt shoes sweater T-shirt trousers

In picture 1, the man on the right is wearing a black hat, a sweater, jeans and boots.

3 Student A: Look at photograph 1. Tell your partner what you can see.

Student B: Look at photograph 2. Tell your partner what you can see.



Vocabulary Clothing

1 Label the pictures of accessories (a–l) with the words in the box.

belt bracelet cap earrings gloves handbag necklace ring scarf sunglasses tie watch



2 Choose the correct alternative in each sentence.

- 1 'Where are the changing rooms? I want to *prove / try on* these clothes before I buy them.'
- 2 'These trousers *fit / form* me perfectly. They are the right size and length.'
- 3 'I need to buy a green handbag to *play / match* my new green dress.'
- 4 'My football boots always *break up / wear out* fast because I use them a lot.'
- 5 'I need to *put on / dress up* for an important meeting, so I decided to *take up / wear* this new suit.'
- 6 'It's quite hot today. *Quit / Take off* those trousers and *turn into / put on* some shorts!'

3 Write the correct answers from Exercise 2 next to their definitions (1–8).

- 1 when clothes are the correct size and shape _____
- 2 have clothes or accessories on your body _____
- 3 put clothes on to see if they fit and look good _____
- 4 wear smart or formal clothes _____
- 5 when clothes are similar in colour, pattern or style _____
- 6 use something a lot until it isn't in good condition _____
- 7 dress yourself with an article of clothing _____
- 8 remove clothes _____

4 **SPEAK** Work in pairs. Discuss how true the sentences are for you.

- 1 I never wear any accessories.
- 2 I ask people to take off their shoes when they visit my house.
- 3 It's almost impossible to find jeans that fit me.
- 4 I never buy clothes online. I like going to shops and trying clothes on.
- 5 I hate dressing up. I feel uncomfortable in smart clothes.

Reading Part 1 Multiple choice

What to expect in the exam

- In Part 1, there are five short texts. These could be notices, signs, notes, emails, text messages or instructions. For each text, there is a multiple-choice question which tests your understanding of the main message.
- The incorrect options often include wrong information or information that does not appear in the text.
- The correct option repeats the main message of the text, but usually uses different words.

1 Look at the text for the first question in Exercise 3 below, ignoring the options for now. Which of the options (a or b) best describes the purpose of the text?

- a to advertise something
- b to explain rules people must follow

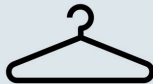
2 **SPEAK** Work in pairs. Look at the texts in questions 2–5 in Exercise 4 below, ignoring the options for now. Discuss the purpose of each text.

3 Now for questions 1–5, choose the correct answer (A, B or C).

How to go about it

- For each question, look at the design and images to help you understand what type of message it is. Then, carefully read the text to find out what the main message and purpose of it are.
- Compare each option with the meaning of the text. An option may have the same word or phrase as the text but not be the correct answer.
- Check your answer. Read the option you have chosen again to make sure that its meaning matches the text.

1



FITTING ROOM POLICY

**No more than 5 items
in the fitting room**

Help our staff by putting all unwanted
items on the counter before you leave

- A Remember to take your items with you when you leave.
- B If you want a different size from the counter, ask the staff.
- C You are only permitted to try on five items at a time.

2

TO: Guillermo
FROM: Mark
SUBJECT: Gallery tour

Just to remind you about the urban art gallery tour on Saturday.

I'll wait for you at the entrance from 3.45 pm, but the guide says to be on time – she'll start no later than 4 pm. The tour finishes at 5 pm.

What is Mark doing?

- A warning Guillermo not to be late for the tour
- B asking whether Guillermo can come to the tour
- C helping Guillermo remember an invitation to the tour

3

SNOWBOARD FOR SALE

Not even three years old and in good condition



Quick sale preferred

Offers welcome, but no less than 200 pounds, please

Zack 7975 747 356

- A Zack's snowboard needs repairs.
- B Zack would accept 200 pounds for his snowboard.
- C Zack bought his snowboard three years ago.

4

 50 % wool  50% cotton

Think about the Earth while washing this product.

Save energy and wash in cold water.

Hanging your clothes out to dry means more fresh air for your clothes and for the planet.

- A Wool clothing must be washed in cold water.
- B Drying this product in a machine will cause damage to it.
- C Wash at this temperature to help the environment.

5

Hi Ashley
We're walking to the park right now, but it's starting to rain. I think we have to postpone our basketball game. What about tomorrow? I have to work in the morning, but I'm free all afternoon.
Charlotte

Charlotte is writing to

- A ask if Ashley is available to play basketball.
- B cancel plans she had made with Ashley.
- C complain about the bad weather.

Vocabulary Prepositions of time

1 Look at these sentences from the reading texts and choose the correct alternative.

- 1 Just to remind you about the urban art gallery tour *at / in / on* Saturday.
- 2 The tour finishes *at / in / on* 5 pm.
- 3 I have to work *at / in / on* the morning, but I'm free all afternoon.

2 Check your answers in the Reading Part 1 task on page 5.

3 Complete each gap with a preposition which can be used before both noun phrases.

at in on

- | | |
|-----------------------|---------------------|
| 1 _____ the afternoon | the evening |
| 2 _____ midday | lunchtime |
| 3 _____ January | the month of June |
| 4 _____ weekdays | my birthday |
| 5 _____ 1982 | the year I was born |
| 6 _____ summer | the holiday season |
| 7 _____ 21st May | the 7th of November |
| 8 _____ night | the weekend |
| 9 _____ (the) future | the past |
| 10 _____ half an hour | five minutes' time |

4 Complete the table with *at, in* or *on*.

months (e.g. <i>January</i>)	
dates (e.g. <i>1st June</i>)	
seasons (e.g. <i>summer</i>)	
years (e.g. <i>1995</i>)	
clock times (e.g. <i>ten o'clock</i>)	
days of the week (e.g. <i>Thursday</i>)	

5 We often use *at* in time expressions. Match the sentence beginnings (1–6) to the sentence endings (a–f).

- | | |
|--|---|
| 1 I thought it was a joke at | a the end of the week, I'll buy a new phone. |
| 2 Go and get ready at | b the thought of speaking in public? |
| 3 When I get paid at | c once! We're going to be late. |
| 4 I'm sorry, but I'm too upset at | d a time up the stairs because they were so heavy. |
| 5 We carried the boxes one at | e first , but then I realised he was serious. |
| 6 Don't you feel nervous at | f the moment to discuss this. Can we talk later? |

6 Complete the sentences so that they are true for you.

- On Mondays, ...
- In the afternoon, I usually ...
- In summer, one of my favourite things to do is ...
- At the weekend, I never ...
- At the moment, I don't have enough time to ...

7 **SPEAK** Discuss your sentences with a classmate. Ask follow-up questions.

A: *At the weekend, I never sleep late. I always get up early and go for a walk.*

B: *Really? Don't you want to sleep more?*

A: *I want to, but I can't! I wake up at the same time every day.*



Language focus Present simple and present continuous

1 SPEAK In pairs, read sentences 1–5 and decide if the underlined verbs are in the present simple or the present continuous.

- I go to the hairdresser's at least once a month.
- Sorry, I can't talk now – I'm packing my suitcase.
- The sun sets in the west.
- She still lives in the house she was born in 63 years ago.
- He's reading *The Lord of the Rings* trilogy. He hopes to finish the second book this week.

2 Match sentences 1–5 in Exercise 1 to uses a–e below.

Use the present simple to talk about:

- things that are always true.
- permanent or long-term situations.
- routines and habits.

Use the present continuous to talk about:

- temporary activities or situations.
- actions in progress at the present moment.

3 Go to **Ready for Grammar** on **page 202** for rules, explanations and further practice.

4 Read the following social media post and choose the correct options.

GREY MATTER

As I sit here and write this post, I (1) *wear / 'm wearing* grey trainers made from wool and a grey cotton T-shirt. My desk and chair? Grey. My car? Yes, you guessed it – grey. As you can probably tell, grey is my favourite colour. My wife (thankfully) loves it, too. Some people (2) *find / are finding* this strange. They think that grey (3) *doesn't count / is not counting* as a colour. For them, grey is unexciting, boring – depressing, even. Okay, I (4) *don't say / 'm not saying* that I don't understand people's dislike of grey. It's not exactly a colourful colour. But, for me, there is so much to love. Grey (5) *looks / is looking* modern and professional, stylish and sophisticated. Stop and think: what colour (6) *do you associate / are you associating* with experience and responsibility? Grey, of course! As you can see, I could talk about grey all day, but, before I finish, I have a question for all my followers: right now my wife and I (7) *search / are searching* for the perfect pair of matching grey slippers to wear around the house. (8) *Does anyone have / Is anyone having* any suggestions?



5 SPEAK Do you agree with the writer's opinions about the colour grey? Why/Why not?

6 Complete each gap with the present simple or present continuous form of the verb in brackets. The subject is always *you*.

- _____ (*listen*) to the radio in the morning?
- When it's cold, _____ (*wear*) a hat and gloves?
- In general, _____ (*prefer*) your clothing to be fashionable or comfortable?
- _____ (*watch*) any good TV series right now?
- Apart from English, _____ (*learn*) any other languages at the moment?
- _____ (*know*) anybody famous?

7 SPEAK In pairs, take turns to discuss the questions in Exercise 6. Ask follow-up questions.

Listening Part 1 Multiple choice

1 **1.1** Read question 1 and look at the three pictures. Then listen to and read the extract from the **Audioscript**. The underlined sections contain words or phrases which refer to pictures A, B and C. Choose the correct answer (A, B or C).


1 What does the woman decide to order?



A



B



C

Woman: I'm glad we decided to have Italian food. I really like this restaurant.

Man: Me too. What do you want to eat? If I know you, it'll be the pizza. That's what you usually have.

Woman: Yes, this one with mushrooms and peppers looks delicious. But then, well – this pasta with prawns looks really interesting, too. I don't often eat pasta.

Man: What about the risotto? You like rice.

Woman: It's true, but you know what? I think I'll have what I normally order.

Man: Okay, and I think I'll have that pasta you mentioned.

2 **SPEAK** Work in pairs. Compare and explain your answers. Say why the other two answers are incorrect.

3 **1.2** You will hear people talking in six different situations. For questions 2–7, choose the best answer (A, B or C).

What to expect in the exam

- In Listening Part 1, you answer seven questions by choosing the correct picture (A, B or C).
- For each question, you hear a short conversation between two people or just one person talking, e.g. a news report, a voice message or advertisement.
- As with all parts of the listening paper, you will hear distractors. The speakers mention things from all three pictures, but only one picture is correct.

2 How is the man getting to work today?



A



B



C

3 What has the woman lost?



A




B



C



4 What T-shirt is the woman wearing in the photo?



A



B



C

5 What is the price of the newest smartwatch this week?



A



B



C


6 Which magazine does the man decide to buy?



A



B



C

7 Why are the streets around the main square closed today?



A



B



C

4 **SPEAK** Work in pairs. What kind of clothes would you wear:

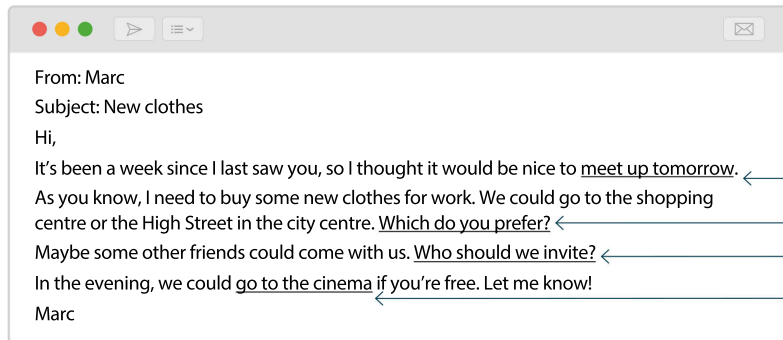
- to a dinner at a nice restaurant?
- for a professional office job?
- on an airplane?
- at a farmer's market?
- for a professional photograph?
- to a concert?

Writing Part 1 Email

1 Read the Writing Part 1 task below and answer the questions.

- 1 Who are you writing to?
- 2 Why are you writing?
- 3 What information do you have to include in the email you write?
- 4 How long should your email be?

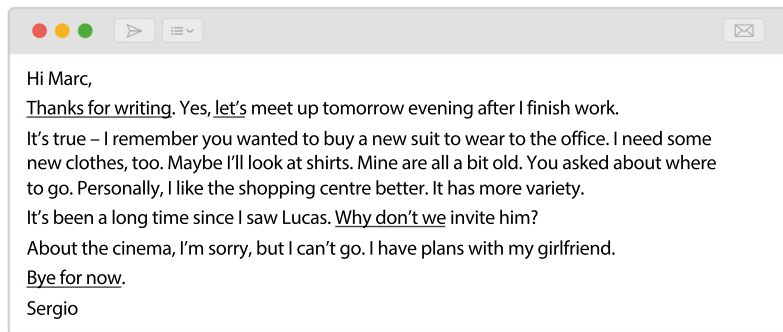
Read this email from your English-speaking friend Marc and the notes you have made.



- Agree.
- Say which
- Suggest ...
- Thanks, but ...

Reply to Marc using **all the notes**. Write your email in about **100 words**.

2 Read the following answer. Does Sergio respond to all the notes?



How to go about it

- Read the email and think about these questions:
 - a Who are you are writing to?
 - b Why you are writing to this person?
 - c What four points do you have to include in your response?
- Plan your email. Think about what you want to say, and in what order. It's easier to write your email if you decide what you want to say first.
- Don't copy words and phrases from the input email.

3 Add the underlined expressions from the model answer to the table below.

Responding to an email	Making suggestions	Ending an email
	<i>let's ...</i>	

4 Add the following expressions to the table in Exercise 3.

- | | |
|--------------------------------|--|
| <i>Shall we ...?</i> | <i>Nice/Good/Great to hear from you.</i> |
| <i>See / Talk to you soon.</i> | <i>Thanks for your email.</i> |
| <i>Take care.</i> | <i>You/We could ...</i> |

5 Read the information in the *How to go about it* box. Then go to the **Additional materials** on page 196 and do the Writing Part 1 task.

For more information on writing emails, see pages 192–193.

Reading Part 5 Multiple-choice cloze

- 1 Read the following text, ignoring the gaps for the moment. What kind of business did Iman Abdulmajid start?
- 2 Now read the text again. For questions 1–6, choose which answer (A, B, C or D) best fits the gap.

How to go about it

- First, read the text quickly to get a general idea of what it's about.
- Read each sentence with a gap, paying close attention to the words that come before and after the gap. Choose the word that best fits.
- Before you finish, read the whole text again to check that all your answers make sense.



A Model Businesswoman

Iman Abdulmajid is a world-famous model and businesswoman, but she didn't always (1) of working in the fashion industry.

Iman is originally from Somalia, but she (2) university in Kenya, where she studied political science. One day, a well-known fashion photographer stopped her on the street. Soon after, she moved to New York, where she quickly became a supermodel. In 1992, she married British singer David Bowie. However, Iman was not satisfied with being famous and (3) beautiful clothes. She decided to create her own cosmetics company, which makes a (4) range of beauty products for women with all skin colours. It is now a successful global brand.

For many years, Iman has been (5) in charity work, helping to raise millions of dollars. At the (6), she is supporting the CARE association in its fight against world hunger.

- | | | | |
|--------------|-------------|-----------|------------|
| 1 A imagine | B dream | C hope | D wish |
| 2 A attended | B went | C joined | D made |
| 3 A putting | B dressing | C wearing | D fitting |
| 4 A deep | B long | C high | D wide |
| 5 A involved | B concerned | C decided | D accepted |
| 6 A point | B instant | C minute | D moment |

Vocabulary Prepositions of time

- 1 Complete the sentences with *at*, *in* or *on*.

- 1 In Europe, the longest day of the year is always _____ the month of June.
- 2 After a 35-year career in fashion, Pavel plans to retire _____ the end of the month.
- 3 _____ the rainy season, the river rises by 1.5 metres and covers the surrounding fields.
- 4 According to the website, the library is busiest from 11 am to 2 pm _____ weekdays.
- 5 Attention all customers: the shop will close _____ half an hour.
- 6 When you all speak _____ once, I can't understand anything!
- 7 I bought this dress to wear _____ my birthday.
- 8 Traditionally, they break for tea and biscuits _____ midday.



Language focus Present simple and present continuous

Underline the correct alternatives.

- 1 **A:** Has your son found a flat?
B: Not yet. For now, he *stays* / *'s staying* with a friend.
- 2 **A:** Does the university have a good French department?
B: Yes, it does. We *teach* / *'re teaching* a range of levels every year – from beginner to advanced.
- 3 **A:** Which one is Simon?
B: That's him over there – the one who *waits* / *is waiting* in line to buy tickets.
- 4 **A:** Do you always wear trainers to work?
B: No, not usually, but right now I *wear* / *'m wearing* them to help with the pain in my back.
- 5 **A:** Are your children musical?
B: Yes, they *play* / *'re playing* the piano very well, and this year they're also learning to sing.
- 6 **A:** Where are you?
B: I *sit* / *'m sitting* on a bench outside that shoe shop we like.
- 7 **A:** How do you get around the city?
B: On foot or by public transport. We *don't own* / *'re not owning* a car.
- 8 **A:** Do you have time to help me organise these files?
B: Sorry, but I *leave* / *'m leaving* the office now. Maybe tomorrow?

Writing Part 2 Article

You see this announcement in an online English-language magazine.

Articles wanted!

New clothes

- Do you like shopping for new clothes?
- Do you think people feel different when they wear new clothes?

Write an article answering these questions. The best articles answering these questions will win a prize.

Write your article in about 100 words.

For more information on writing articles, see [page 195](#).

Pronunciation /ʊ/, /u:/ and /ʌ/

1 Match the words from the Listening Part 1 task on pages 8–9 to their correct pronunciations. There is an example at the beginning (0).

come cook food good just move put sun true

/ʊ/

/u:/

/ʌ/

0 /kʊk/ cook

3 /fʊ:d/ _____

6 /kʌm/ _____

1 /gʊd/ _____

4 /mʊ:v/ _____

7 /sʌn/ _____

2 /pʊt/ _____

5 /tru:/ _____

8 /dʒʌst/ _____

2 **1.3** Listen and repeat the words with the /ʊ/, /u:/ and /ʌ/ sounds.

3 Which vowel sound – /ʊ/, /u:/ or /ʌ/ – is longer than the other two?

4 **SPEAK** Work in pairs. Play the game and find three paths across the river.

Cross the river

There is one path for words with /ʊ/ sounds, one for words with /u:/ sounds and one for words with /ʌ/ sounds. Say the words out loud as you play.

wool
/ʊ/

balloon

study

juice
/u:/

front

through

country
/ʌ/

June

look

up

number

blue

colour

too

sugar

bus

pull

soup

full

glove

look

summer

nut

lose

could

soon

foot

cut

would

suit

summer

bull

does

touch

boot

shoe

must

young

bush

who

wolf

nothing

2



TAKING IT EASY

KEY LANGUAGE

Past simple and *used to*

Past simple and past continuous

-ed and *-ing* adjectives

Leisure activities

PRONUNCIATION

-ed endings: /t/, /d/ and /ɪd/

EXAM PRACTICE

Reading Parts 2 & 6

Writing Parts 1 & 2

Listening Part 2

Speaking Parts 1, 2 & 4

Speaking Part 1 Interview

Work with a partner. Discuss the questions.

- 1 Where do you live?
- 2 Describe the people you live with.
- 3 How often do you meet up with friends?
- 4 Do you play any musical instruments?
- 5 What kinds of things do you enjoy reading?

Speaking Part 2 Extended turn

Describe the picture and say:

- how many people there are
- what activity they are doing
- what clothes they are wearing